

# Air Valve VM 6128

ductile iron | DN 50-200 | PN 16 | flange



## General

- » Air valve that guarantees the proper operation of sewage lines allowing the entrance and the discharge of large volumes of air, both during pipe draining and filling operations, and the release of air pockets during working conditions.
- » Large lower body designed with strongly sloped high walls to avoid deposit of grease and/or other material, and containing four ribs obtained by casting to guide the stainless steel float.
- » Upper body containing an air release device protection cup against projections during rapid filling phases.
- » Mobile block including a large stainless steel float, placed on the lower body, and connected through a stainless steel rod to the air release system.
- » Drainage valve for chamber control and draining and nozzle and gasket holder wear resistant thanks to gasket compression control.
- » Evacuation bend in polypropylene standard for DN 50/65



## Options

- » Evacuation bend DN 80-200.
- » Seat gasket and O-ring in EPDM, Viton®, silicon.
- » AS design, EO design, and RFP design.
- » For higher temperatures.
- » For lower min. working pressure.



Evacuation bend

## Technical Data

Dimension DN	50/65	80/100	150	200
Pressure rating PN	16	16	16	16
Max. temperature °C	+60	+60	+60	+60
Min. pressure bar	0,2	0,2	0,2	0,2

## Materials

Body	ductile iron EN-JS1040
Bonnet	ductile iron EN-JS1040
Obturator	polypropylene
Nozzle subset	stainless steel EN 1.4401
Float	stainless steel EN 1.4401
Ball valve	stainless steel EN 1.4401
Seat DN 50/65	stainless steel EN 1.4305
Seat DN 80-200	stainless steel EN 1.4301
O-ring	NBR
Screw	stainless steel EN 1.4301
Nut	stainless steel EN 1.4301
Corrosion protection	epoxy blue RAL 5005

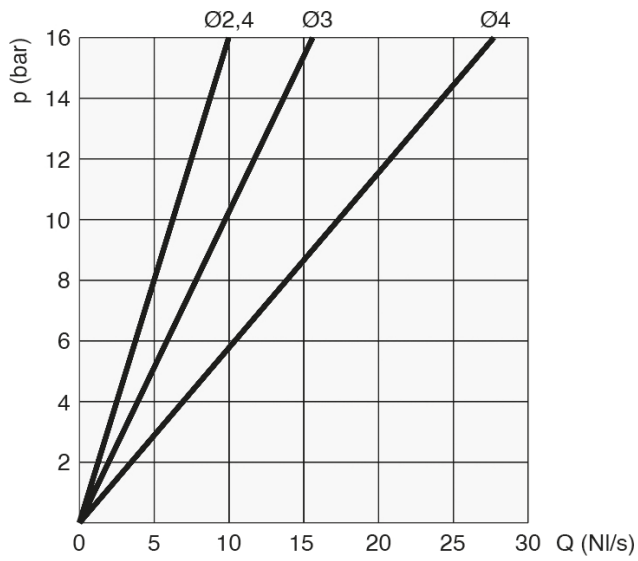
The technical design of the specified product here may be subject to change without notice — datasheet updated April 25, 2016

# Air Valve VM 6128

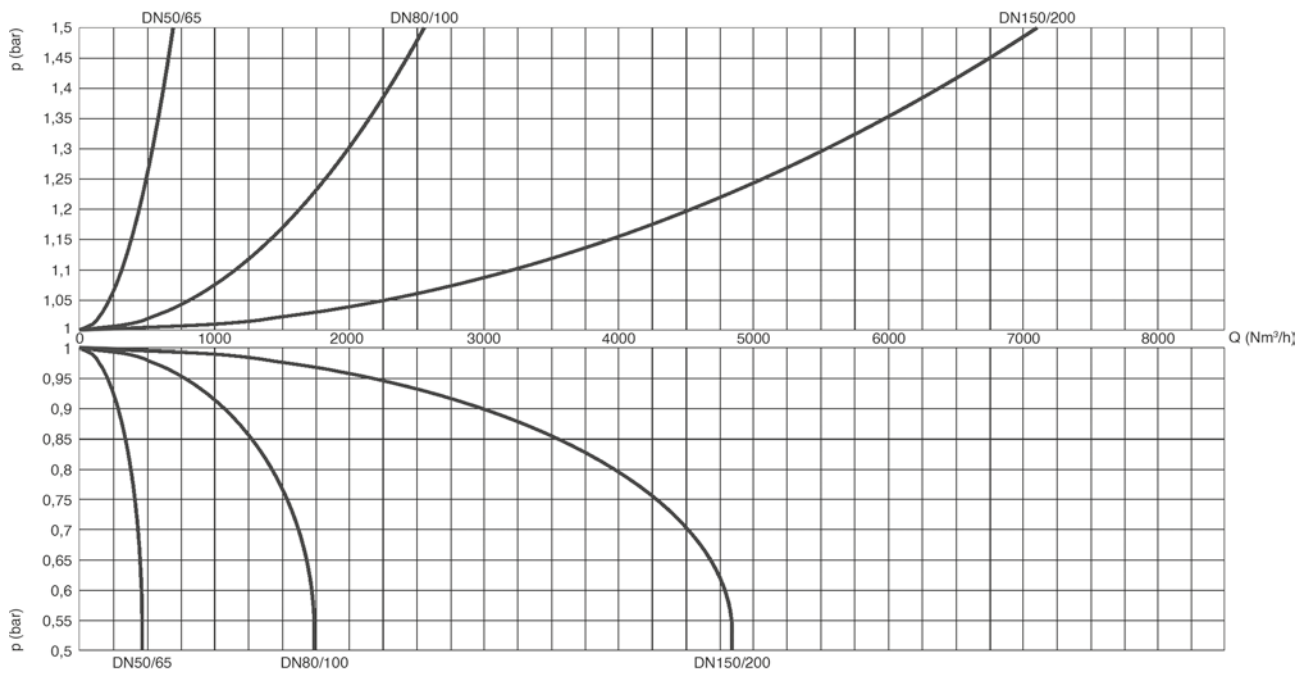
ductile iron | DN 50-200 | PN 16 | flange



## Air Release During Working Conditions



## Air Discharge During Pipe Filling



## Air Entrance During pipe Draining

The technical design of the specified product here may be subject to change without notice — datasheet updated April 25, 2016

# Air Valve VM 6128

ductile iron | DN 50-200 | PN 16 | flange

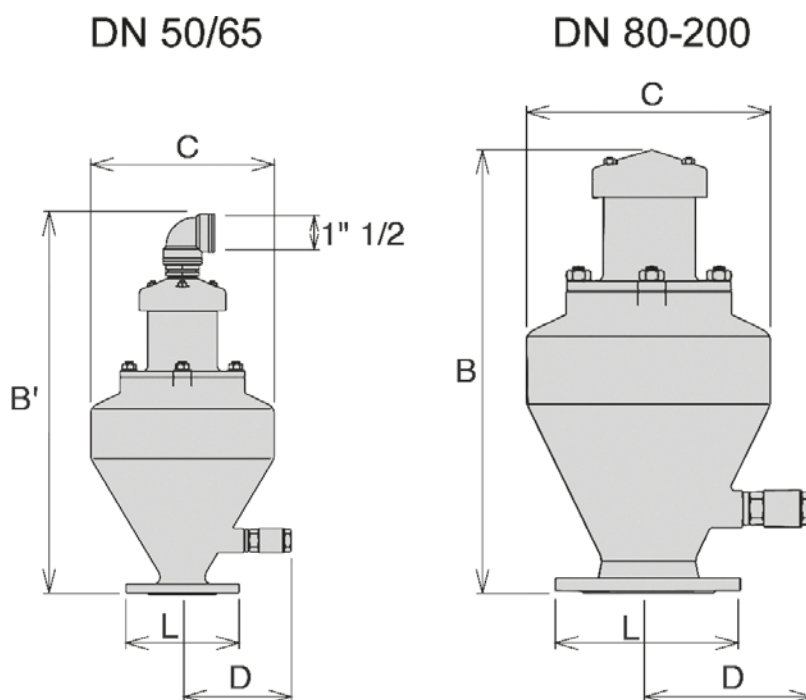


## Dimensions [mm] and Weight

Dimension DN	50/65	80/100	150	200
L	185	220	285	340
B	-	600	850	850
B'	650	-	-	-
C	300	350	488	488
D	190	202	243	243
Weight [kg]	29	40	78	82

## Nozzle Diameter [mm]

Dimension DN	50/65	80/100	150	200
PN 10	2,4	3	4	4
PN 16	2,4	3	4	4



## Markings

The valve is marked with DN, PN, materials, and producer.

## Mounting

Should be mounted standing.

A shut-off valve should be installed before the air valve.

We recommend using steel-reinforced rubber seals to DIN EN 1514-1 Shape IBC. If you use raised face flanges, these seals are mandatory.

## Maintenance

Maintenance can be easily performed from the top without removing the air valve from the pipe.

## Order Information

Air valve VM 6128 in ductile iron, DN....., PN 16 in flanged design.